


ADM™ Modular Brace System Size and Selection Guide



The ADM™ Modular Brace System now incorporates
Dobbs™ ADM™ Fixed and Spring Assisted
Articulating External Rotation Bars

c-prodirect

Product Size and Selection Guide (ADM™ AFOs)

Use this Size and Selection Guide to understand the range of ADM Modular Brace System Products available and to determine which product sizes and variants you require.

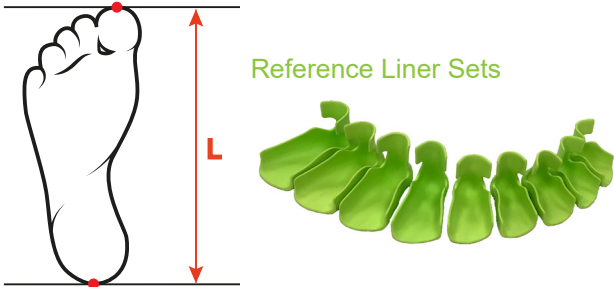
Go to www.c-prodirect.com (SHOP) to determine the unique product codes required for your order. Create a website account and use the “Download Order” feature to generate a PDF document with all the unique product codes and pricing information you require.

Contact our sales advisors if you require assistance identifying the products you need. We can be contacted by email at enquiries@c-prodirect.com, by webchat at www.c-prodirect.com or by telephone on +44 (1) 1732 860 158.

ADM™ Ankle Foot Orthosis (AFO)

Clubfoot Ankle Foot Orthosis’ should fit closely to the patient’s foot. The toe strap should cover the toes and the toes should not extend beyond the end of the AFO liner. The size guide below provides for some growing room. To select the required size measure the foot length as shown in the diagram. For example, a 120mm foot would normally require a size 4 AFO.

Foot Length L (mm)	Sandal Size
67 to 70	0000
71 to 75	000
76 to 80	00
81 to 87	0
88 to 92	1
93 to 102	2
103 to 112	3
113 to 122	4
123 to 132	5
133 to 142	6
143 to 152	7
153 to 162	8
163 to 172	9
173 to 182	10
183 to 192	11
193 to 202	12



The fastest and most accurate way to determine the required AFO size is to hold a Reference Liner against the patient’s foot. If you are regularly prescribing ADM AFOs for patients please contact us about how to obtain an AFO Reference Liner set.

Information Required to order Sandals (ADM™ AFOs)

Side: Left or Right

Size: 0000 to 12 (as per the table)

The example order below is for a pair of sandals for a patient with feet between 88mm and 92mm in length (L).

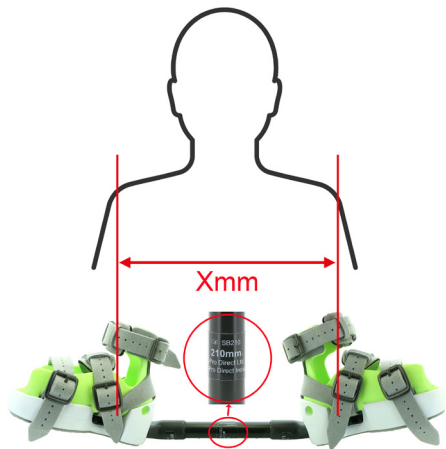
Note: Go to www.c-prodirect.com (SHOP) to determine the product codes required for your order.

Example Order

Qty	Code	Product Description
1	1GGLEVA	ADM SANDAL SIZE 1 GREEN AND GREY LEFT EVA
1	1GGREVA	ADM SANDAL SIZE 1 GREEN AND GREY RIGHT EVA

Dobbs™ ADM™ Modular Bracing System Bars

Dobbs ADM Modular Brace System Bars are of fixed length and free of charge. Bars may be ordered individually or as kits of multiple Bars (Bar Kits). The most common Bar Kits are **Small Bar Kit 1** (5 Small Bars) and **Large Bar Kit 1** (4 Large Bars). Bar Kits provide all the Bars commonly required for AFO sizes 0000 to 5 (Small Bar Kit 1) and AFO sizes 6 to 12 (Large Bar Kit 1). Small Bar Kit 2 and Large Bar Kit 2 provide longer length Bars if required. The stated Bar length relates to the width (**Xmm**) between the heels of the AFOs and not the actual physical length of the bar (see illustration below).



The Ponseti Method advises that External Rotation Bars are set with the width between the heels of the AFOs at the patient's shoulder width. The notional length of an ADM Modular Brace System Bar is therefore the distance the heels of the AFOs will be set apart (not the physical Bar length).

Extra Short Bars

*1 Extra Short Bars deliver 130mm or 150mm width between the heel of the AFOs and come with clips permanently attached. These are typically used for very small or premature babies.

Bars may be ordered individually in the lengths listed in the table on the right or in Bar Kits as per the table below.

Kit Type	Heel Width (mm)	Fits AFOs
Small Bar Kit 1	170 to 250 (5 bars)	0000 to 5
Small Bar Kit 2	270 to 290 (2 bars)	0000 to 5
Large Bar Kit 1	250 to 310 (4 bars)	6 to 12
Large Bar Kit 2	330 to 350 (2 bars)	6 to 12

Information Required to order Bars

Kit Type: For Bar Kits eg., Small Bar Kit 1 **or**

Size Range / Bar Length (for individual Bars):

The example order below is for a Small Bar Kit 1 (5 bars) and a single Large 290mm Bar

Note: Go to www.c-prodirect.com (SHOP) to determine the product codes required for your order.

Example Order

Qty	Code	Product Description
1	SBK1	Small Bar Kit 170mm to 250mm (5 bars)
1	LB290	Large Bar 290mm length

Size Range	Bar Length (Xmm)
Small	130 *1
Small	150 *1
Small	170
Small	190
Small	210
Small	230
Small	250
Small	270
Small	290
Large	250
Large	270
Large	290
Large	310
Large	330
Large	350

Dobbs™ ADM™ Modular Bracing System Clips



70 deg left



60 deg right



60 deg left



45 deg right



45 deg left



30 deg right



30 deg left



0 deg right

Fixed Clips

Spring Assisted
Articulating Clips

Dobbs ADM Bar Clips have a fixed angle. They come in two sizes (Small & Large) and are Left and Right sided. The fixed clips are used with Dobbs ADM Bars to create traditional Ponseti Method Boots and Bar braces. Dobbs ADM Bars may also be fitted with Spring Assisted Articulated Clips to create dynamic Dobbs Clubfoot braces. All clips have a 15 degree dorsiflexion angle except the 0 degree clip, which has no dorsiflexion angle and is suitable for bracing patients with vertical talus.

External Rotation Angle (deg)	Typical Application
70	Clubfoot
60	Clubfoot
45	Complex clubfoot
30	Non-Clubfoot
0	Vertical Talus

Information Required to order Dobbs™ ADM™ Bar Clips

Type: Fixed or Spring Assisted Articulating

Size Range: Small for AFO sizes 0000 to 5 Large for sizes 6 to 12

Side and Angle: Left or Right and 70, 60, 45 or 30 degrees for fixed clips and 60, 45, 30, 0 degrees for Spring Assisted Articulating clips.

Example Order

The example order below is for a pair of clips; for a Right clubfoot unilateral patient in AFOs size 5 or below

Qty	Code	Product Description
1	SBCL30	Small Bar Clip Left 30 degree abduction
1	SBCR70	Small Bar Clip Right 70 degree abduction

Bars and Clip Organiser Boxes



Clinics using Bars and Clips routinely may wish to hold a stock in organiser boxes. Organiser boxes are available in two sizes (Small and Large) and for both fixed or spring assisted clip variants. Each Organiser box provides three complete sets of Bars and multiple complete ranges of Bar Clips. The contents of organiser boxes may then be topped up as required. If you are regularly prescribing ADM Boots and Bars for patients please contact us about how to obtain Bar and Clip organiser boxes.

Abduction Dorsiflexion Mechanism (ADM™)

ADM Sizes

ADMs are available in nine sizes from 3XS to XL. Additionally, some sizes (ie., 3XS, XXS, SM, M and X-L) are available in variants to accommodate patients with shorter than typical lower leg lengths. ADM size selection is based on foot length (L) and lower leg length (P) according to the tables overleaf. XL sizes are available with ambulatory footwear only (not night use AFOs) and for these sizes we require the circumference (C) of the lower leg at the widest point of the calf.

ADM Springs

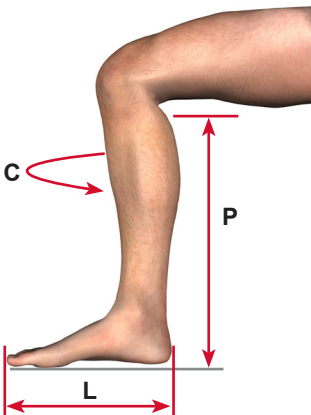
The required ADM spring configuration must be specified. Most clubfoot patients with well corrected feet will achieve a good position and a degree of stretch that can be tolerated during sleep with **Standard STJ** (Sub-Talar Joint) and **Standard TTJ** (Tibio-Talar Joint) springs. However, Stronger and Softer options are also available. More details on spring selection are provided later in this guide.

Warning

Failing to increase the ADM size and or spring strength as the child grows is likely to compromise the effectiveness of the ADM device.

How to Determine the Required ADM Size and Configuration

The easiest way is to go to www.c-prodirect.com (even if not ordering online). Enter the required details and the website will identify the product code and description that meets your requirements.



Information Required to order ADMs

Foot Length (L in mm): This information will also determine the correct AFO size as described earlier in this guide.

Lower Leg Length (P in mm): Lower leg length as per the illustration. This is used to determine whether a standard or shorter height ADM option is required. Most patients fit a standard height ADM and the shorter options should be selected only if the leg length is not sufficient for the standard option.

STJ and TTJ Spring strength: STANDARD, STRONG or SOFT for each ADM spring. Select STRONG or SOFT only if you have specific needs as detailed later in this guide.

Side: Left or Right

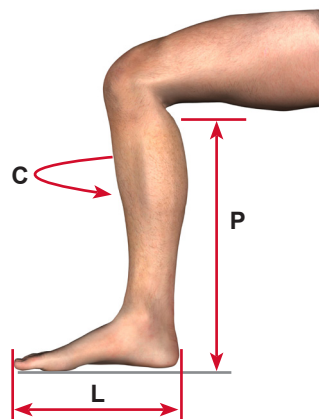
Clinician: If ordering online the name of Clinician responsible for care of the patient.

The example order below is for a patient with a 120mm Foot Length (L) and with STANDARD STJ and TTJ springs, a 170mm lower Leg Length (P) requiring a Right side device.

Example Order

Qty	Code	Product Description
1	240310GXSRN	240STJ 310TTJ GREY EXTRA SMALL RIGHT ADM
1	4GGREVA	ADM SANDAL SIZE 4 GREEN AND GREY RIGHT EVA

ADM Sizing Lookup Tables



If possible we recommend determining your required ADM size, configuration and associated product codes by reference to the website c-prodirect.com.

However, ADM and AFO size requirements can be determined without reference to www.c-prodirect.com by reference to the tables below and overleaf. You will require the patient's foot length (L) and leg length (P). Calf circumference (C) is required only for XL (Extra Large) sized ADMs.

ADM spring strengths can be determined manually using the table in the following section.

	Typical ADM size for the foot length (L) and Leg Length (P)
	An alternative ADM if required for a shorter lower leg length

ADM Sizing Table (for AFO sizes 0000 to 5)

Foot Length (L) (AFO Size)	Leg Length (P)					
	105+	115+	125+	135+	160+	185+
67 to 70 (0000)	3XS SHORT	3XS				
71 to 75 (000)	3XS SHORT	3XS				
76 to 80 (00)	3XS SHORT	3XS				
81 to 87 (0)	3XS SHORT	3XS				
88 to 92 (1)	3XS SHORT	3XS				
93 to 102 (2)			XXS SHORT	XXS		
103 to 112 (3)				XXS	XS	
113 to 122 (4)				XXS	XS	
123 to 132 (5)					XS	S

ADM Sizing Table (for AFO sizes 6 upwards)

Foot Length (L) (AFO Size)	Leg Length (P)							
	182+	200+	205+	220+	235+	275+	300+	360+
133 to 142 (6)	SM SHORT	SM						
143 to 152 (7)			M SHORT	M				
153 to 162 (8)			M SHORT	M				
163 to 172 (9)					ML			
173 to 182 (10)					ML			
183 to 192 (11)					ML	L		
193 to 202 (12)						L		
203 to 252 (Day footwear only)							XL SHORT	XL

Note: For XL sizes the Calf circumference (C) is also required. A Narrow strap variant shall be provided for XL ADM users with calf circumference less than 355mm.

Example ADM Sizes

Foot Length (L mm)	Leg Length (P mm)	AFO Size Required	ADM Size required
77	110	00	3XS SHORT
77	118	00	3XS
108	137	3	XXS (Extra Extra Small)
108	165	3	XS (Extra Small)
135	190	6	SM SHORT (Small-Medium SHORT)
135	200	6	SM (Small Medium)

Size Queries / Exceptions

If you require further ADM sizing assistance or advice please contact us.

The sizing advice provided herein caters for the overwhelming majority of ADM users, but we appreciate there may be exceptions and requirements for configurations outside of our normal guidelines. We will always do our best to assist customers and patients to achieve the best possible fitting ADM device.

Spring Selection

If possible we recommend determining your required ADM spring configuration and associated product codes by reference to the website c-prodirect.com. However, the table on the following pages can also be used.

Spring Selection Guidance

Standard STJ (abduction) spring with Standard TTJ (dorsiflexion) spring: Is generally the best option for most clubfoot patients with well corrected feet and reasonable range of motion.

Strong STJ (abduction) spring with Standard TTJ (dorsiflexion) spring: Increases the force on the patient's sub-talar joint potentially improving range of motion and foot position in the brace.

Strong STJ (abduction) spring with Strong TTJ (dorsiflexion) spring: An all round stronger strength ADM, for patients with a larger than typical body mass and more resistant ankle joints.

Soft STJ (abduction) spring with Standard or Strong TTJ (dorsiflexion) spring: These configurations provide less abducting force. Softer abduction STJ springs are often more appropriate for patients with hyper-mobility / low resistance sub-talar (STJ) joints.

Soft STJ (abduction) spring with Soft TTJ (dorsiflexion) spring: The Soft STJ Soft TTJ option is typically for patients with low muscle tone and body mass.

Warnings

ADMs with stronger springs apply greater pressure and forces to the patient's ankle joints, feet and lower legs which makes brace tolerance more difficult for the patient. It is not generally recommended to use ADMs with Stronger springs with the SHORT size options. ADM sizes and spring strengths must be increased as the patient grows and requires the next size AFO. An ADM that has Standard springs for one size of AFO is likely to be the Soft spring option for the next size up of AFO.

Clinical Supervision & Instructions for Use (IFU)

ADM usage must be supervised by the qualified clinician who is responsible for care of the patient.

Always fit ADMs and ADM AFOs with reference to the Instructions for Use (IFU). These IFU provide explanations of how to verify the correct function of the ADM when fitted to a patient. Separate IFU and verification procedures are provided for ADMs used with Night Use and Ambulatory footwear.

ADM™ Spring Selection Table

In the following table ADMs with Standard STJ and Standard TTJ springs are highlighted in grey shaded rows. The ADM sizes shown are for standard leg lengths. As discussed earlier alternative ADMs are available for patents with shorter lower leg lengths.

Foot Length Range (mm)	AFO Size	ADM Size	STJ Type	STJ (Nmm)	TTJ Type	TTJ (Nmm)
81 to 87	0	XXXS	Standard	90	Standard	90
81 to 87	0	XXXS	Standard	90	Soft	70
81 to 87	0	XXXS	Standard	90	Strong	110
81 to 87	0	XXXS	Soft	70	Standard	90
81 to 87	0	XXXS	Soft	70	Soft	70
81 to 87	0	XXXS	Soft	70	Strong	110
81 to 87	0	XXXS	Strong	110	Standard	90
81 to 87	0	XXXS	Strong	110	Soft	70
81 to 87	0	XXXS	Strong	110	Strong	110
88 to 92	1	XXXS	Standard	120	Standard	120
88 to 92	1	XXXS	Standard	120	Soft	90
88 to 92	1	XXXS	Standard	120	Strong	170
88 to 92	1	XXXS	Soft	90	Standard	120
88 to 92	1	XXXS	Soft	90	Soft	90
88 to 92	1	XXXS	Soft	90	Strong	170
88 to 92	1	XXXS	Strong	170	Standard	120
88 to 92	1	XXXS	Strong	170	Soft	90
88 to 92	1	XXXS	Strong	170	Strong	170
93 to 102	2	XXS	Standard	170	Standard	170
93 to 102	2	XXS	Standard	170	Soft	120
93 to 102	2	XXS	Standard	170	Strong	240
93 to 102	2	XXS	Soft	120	Standard	170
93 to 102	2	XXS	Soft	120	Soft	120
93 to 102	2	XXS	Soft	120	Strong	240
93 to 102	2	XXS	Strong	240	Standard	170
93 to 102	2	XXS	Strong	240	Soft	120
93 to 102	2	XXS	Strong	240	Strong	240

ADM Spring Selection Table

Foot Length Range (mm)	AFO Size	ADM Size	STJ Type	STJ (Nmm)	TTJ Type	TTJ (Nmm)
103 to 112	3	XS	Standard	170	Standard	240
103 to 112	3	XS	Standard	170	Soft	170
103 to 112	3	XS	Standard	170	Strong	310
103 to 112	3	XS	Soft	120	Standard	240
103 to 112	3	XS	Soft	120	Soft	170
103 to 112	3	XS	Soft	120	Strong	310
103 to 112	3	XS	Strong	240	Standard	240
103 to 112	3	XS	Strong	240	Soft	170
103 to 112	3	XS	Strong	240	Strong	310
113 to 122	4	XS	Standard	240	Standard	310
113 to 122	4	XS	Standard	240	Soft	240
113 to 122	4	XS	Standard	240	Strong	420
113 to 122	4	XS	Soft	170	Standard	310
113 to 122	4	XS	Soft	170	Soft	240
113 to 122	4	XS	Soft	170	Strong	420
113 to 122	4	XS	Strong	310	Standard	310
113 to 122	4	XS	Strong	310	Soft	240
113 to 122	4	XS	Strong	310	Strong	420
123 to 132	5	S	Standard	310	Standard	420
123 to 132	5	S	Standard	310	Soft	310
123 to 132	5	S	Standard	310	Strong	490
123 to 132	5	S	Soft	240	Standard	420
123 to 132	5	S	Soft	240	Soft	310
123 to 132	5	S	Soft	240	Strong	490
123 to 132	5	S	Strong	420	Standard	420
123 to 132	5	S	Strong	420	Soft	310
123 to 132	5	S	Strong	420	Strong	490

ADM Spring Selection Table

Foot Length Range (mm)	AFO Size	ADM Size	STJ Type	STJ (Nmm)	TTJ Type	TTJ (Nmm)
133 to 142	6	SM	Standard	400	Standard	510
133 to 142	6	SM	Standard	400	Soft	400
133 to 142	6	SM	Standard	400	Strong	600
133 to 142	6	SM	Soft	320	Standard	510
133 to 142	6	SM	Soft	320	Soft	400
133 to 142	6	SM	Soft	320	Strong	600
133 to 142	6	SM	Strong	510	Standard	510
133 to 142	6	SM	Strong	510	Soft	400
133 to 142	6	SM	Strong	510	Strong	600
143 to 152	7	M	Standard	510	Standard	600
143 to 152	7	M	Standard	510	Soft	510
143 to 152	7	M	Standard	510	Strong	780
143 to 152	7	M	Soft	400	Standard	600
143 to 152	7	M	Soft	400	Soft	510
143 to 152	7	M	Soft	400	Strong	780
143 to 152	7	M	Strong	600	Standard	600
143 to 152	7	M	Strong	600	Soft	510
143 to 152	7	M	Strong	600	Strong	780
153 to 162	8	M	Standard	600	Standard	780
153 to 162	8	M	Standard	600	Soft	600
153 to 162	8	M	Standard	600	Strong	960
153 to 162	8	M	Soft	510	Standard	780
153 to 162	8	M	Soft	510	Soft	600
153 to 162	8	M	Soft	510	Strong	960
153 to 162	8	M	Strong	780	Standard	780
153 to 162	8	M	Strong	780	Soft	600
153 to 162	8	M	Strong	780	Strong	960

ADM Spring Selection Table

Foot Length Range (mm)	AFO Size	ADM Size	STJ Type	STJ (Nmm)	TTJ Type	TTJ (Nmm)
163 to 172	9	ML	Standard	780	Standard	960
163 to 172	9	ML	Standard	780	Soft	780
163 to 172	9	ML	Standard	780	Strong	1330
163 to 172	9	ML	Soft	600	Standard	960
163 to 172	9	ML	Soft	600	Soft	780
163 to 172	9	ML	Soft	600	Strong	1330
163 to 172	9	ML	Strong	960	Standard	960
163 to 172	9	ML	Strong	960	Soft	780
163 to 172	9	ML	Strong	960	Strong	1330
173 to 182	10	ML	Standard	960	Standard	960
173 to 182	10	ML	Standard	960	Soft	780
173 to 182	10	ML	Standard	960	Strong	1330
173 to 182	10	ML	Soft	780	Standard	960
173 to 182	10	ML	Soft	780	Soft	780
173 to 182	10	ML	Soft	780	Strong	1330
173 to 182	10	ML	Strong	1330	Standard	960
173 to 182	10	ML	Strong	1330	Soft	780
173 to 182	10	ML	Strong	1330	Strong	1330
183 to 192	11	L	Standard	960	Standard	1330
183 to 192	11	L	Standard	960	Soft	960
183 to 192	11	L	Standard	960	Strong	1330
183 to 192	11	L	Soft	780	Standard	1330
183 to 192	11	L	Soft	780	Soft	960
183 to 192	11	L	Soft	780	Strong	1330
183 to 192	11	L	Strong	1330	Standard	1330
183 to 192	11	L	Strong	1330	Soft	960
183 to 192	11	L	Strong	1330	Strong	1330

ADM Spring Selection Table

Foot Length Range (mm)	AFO Size	ADM Size	STJ Type	STJ (Nmm)	TTJ Type	TTJ (Nmm)
193 to 202	12	L	Standard	960	Standard	1330
193 to 202	12	L	Standard	960	Soft	960
193 to 202	12	L	Standard	960	Strong	1330
193 to 202	12	L	Soft	780	Standard	1330
193 to 202	12	L	Soft	780	Soft	960
193 to 202	12	L	Soft	780	Strong	1330
193 to 202	12	L	Strong	1330	Standard	1330
193 to 202	12	L	Strong	1330	Soft	960
193 to 202	12	L	Strong	1330	Strong	1330
203 to 212	N/A	XL	Standard	1460	Standard	1625
203 to 212	N/A	XL	Standard	1460	Soft	1460
203 to 212	N/A	XL	Standard	1460	Strong	1920
203 to 212	N/A	XL	Soft	1240	Standard	1625
203 to 212	N/A	XL	Soft	1240	Soft	1460
203 to 212	N/A	XL	Soft	1240	Strong	1920
203 to 212	N/A	XL	Strong	1625	Standard	1625
203 to 212	N/A	XL	Strong	1625	Soft	1460
203 to 212	N/A	XL	Strong	1625	Strong	1920
213 to 222	N/A	XL	Standard	1625	Standard	1920
213 to 222	N/A	XL	Standard	1625	Soft	1625
213 to 222	N/A	XL	Standard	1625	Strong	2520
213 to 222	N/A	XL	Soft	1460	Standard	1920
213 to 222	N/A	XL	Soft	1460	Soft	1625
213 to 222	N/A	XL	Soft	1460	Strong	1920
213 to 222	N/A	XL	Strong	1920	Standard	1625
213 to 222	N/A	XL	Strong	1920	Soft	1460
213 to 222	N/A	XL	Strong	1920	Strong	2520

ADM Spring Selection Table

Foot Length Range (mm)	AFO Size	ADM Size	STJ Type	STJ (Nmm)	TTJ Type	TTJ (Nmm)
223 to 232	N/A	XL	Standard	1920	Standard	2520
223 to 232	N/A	XL	Standard	1920	Soft	1920
223 to 232	N/A	XL	Standard	1920	Strong	3200
223 to 232	N/A	XL	Soft	1625	Standard	2520
223 to 232	N/A	XL	Soft	1625	Soft	1920
223 to 232	N/A	XL	Soft	1625	Strong	3200
223 to 232	N/A	XL	Strong	2520	Standard	2520
223 to 232	N/A	XL	Strong	2520	Soft	1920
223 to 232	N/A	XL	Strong	2520	Strong	3200
233 to 242	N/A	XL	Standard	2520	Standard	3200
233 to 242	N/A	XL	Standard	2520	Soft	2520
233 to 242	N/A	XL	Standard	2520	Strong	3200
233 to 242	N/A	XL	Soft	1920	Standard	3200
233 to 242	N/A	XL	Soft	1920	Soft	2520
233 to 242	N/A	XL	Soft	1920	Strong	3200
233 to 242	N/A	XL	Strong	3200	Standard	3200
233 to 242	N/A	XL	Strong	3200	Soft	2520
233 to 242	N/A	XL	Strong	3200	Strong	3200
243 to 252	N/A	XL	Standard	2520	Standard	3200
243 to 252	N/A	XL	Standard	2520	Soft	2520
243 to 252	N/A	XL	Standard	2520	Strong	3200
243 to 252	N/A	XL	Soft	1920	Standard	3200
243 to 252	N/A	XL	Soft	1920	Soft	2520
243 to 252	N/A	XL	Soft	1920	Strong	3200
243 to 252	N/A	XL	Strong	3200	Standard	3200
243 to 252	N/A	XL	Strong	3200	Soft	2520
243 to 252	N/A	XL	Strong	3200	Strong	3200

Ambulatory ADM Footwear Selection

To order ambulatory footwear adapted to connect to ADMs we require the following information **for each side**:

Side: Left or Right

Adapted: Yes / No - indicating whether the footwear is to be used with an ADM (yes) or is the non-ADM side for unilateral ADM patients (no).

Foot Length (L in mm): The Length of the foot.

Footwear Brand / Model / Colour: The brand, model and colour of the footwear. **Note:** We are only able to adapt footwear with a suitable sole design and can only supply a limited range of brands, models and colours. Please visit www.c-prodirect.com for more details. Customer provided footwear can also be adapted providing it meets the required technical standards.

Required size (EU format): The size of the footwear in EU format.

Note: Orders for adapted footwear are subject to confirmation and acceptance by C-Pro Direct. Please provide as much information as possible and our sales assistants will work with you to confirm the most suitable footwear option available.



Example Order

The example order below is for a pair of Reebok shoes (EU 24 for a 135mm foot) to go with a right side ADM on a 135mm foot fitted with standard springs. The left foot is the same size.

Qty	Code	Product Description	Additional Information
1	ADMRSC	Shoe Right Child with ADM Socket	Foot Length: 135mm Brand: Reebok Model: FZ2094 Colour: Black Size (EU): 24
1	ADMLSCU	Orthopaedic Left Shoe Child	Foot Length: 135mm Brand: Reebok Model: FZ2094 Colour: Black Size (EU): 24
1	400510GSMRN	400STJ 510TTJ GREY SMALL-MEDIUM RIGHT ADM	